



ESTB. 1978

WATERWORKS





The kitchen is where we live.

Everyone's favorite place to gather and connect. A creative outlet for culinary discoveries and family rituals. Waterworks is committed to making your kitchen as personal as it is functional. Our inspired styles bring authentic design, quality and ingenuity—the ingredients for your own unique expression of a life well lived.

Authentic Design

A commitment to timeless design, impeccable craftsmanship and advanced engineering are at the heart of everything we do.

For 40 years, our driving passion has been to inspire with groundbreaking, original designs that are engineered to endure. We combine the latest technology with time-honored manufacturing techniques and the finest raw materials to produce lasting reliability and beauty.



Unparalleled Resource

Waterworks is a one-stop design destination with inspired elements for the evolving kitchen. Explore the depth of our curated offerings, including cabinetry and hardware, faucets and sinks, lighting, surfaces and accessories. Our products are endlessly versatile and thoroughly customizable to help you fully imagine and personalize your space.

A Waterworks kitchen is one of those rarest of spaces: a room in which each element feels harmonious, unexpected and equally refined.



A Comprehensive Process

Outlining Your Vision

Space Planning

Product Selection

On-Site Consultation

Design Sign-off

Delivery & Installation

Completing the Look

Always at Your Service

1

2

3

4

5

6

7

8

We spend time listening and asking questions to understand your needs, design challenges and lifestyle. Once we've identified every detail that matters to you in the space, we work with you to achieve your perfect balance of form and function.

We work together on personalized floor plans and elevations to meet your needs. To help you envision the proposed design, our in-house team can present you with samples and state-of-the-art 3-D renderings.

During a showroom walkthrough, we help guide the selection of each element of your kitchen, including the cabinetry, hardware, faucets, sinks, surfaces, lighting and accessories. Our skilled consultants ensure that every component adds up to a personalized, layered look with maximum utility and perfect proportions.

A member of the Waterworks team personally visits your kitchen to verify the measurements firsthand. This step ensures that every detail is confirmed prior to the production of your custom millwork.

We present the complete design and selected materials for your review, and confirm your appliance selections. Revisions are made as needed until the final design is approved. At this time, construction begins on your cabinetry and you designate the installer: your own or one of our preferred installers, carefully vetted by our experts to ensure a smooth installation.

Each element of your Waterworks kitchen is personally coordinated. A Waterworks representative will inspect your cabinetry before shipping. When using our preferred installers, our team handles all the details and troubleshooting, manages the paint process (factory-finished or hand-painted on-site) and timing of deliveries for the ideal installation schedule.

Little things matter: We can style your finished kitchen on-site and assist in your selection of striking Waterworks accessories and furnishings, including handcrafted ceramic vessels, one-of-a-kind soapstone trays and loom-woven Italian linens.

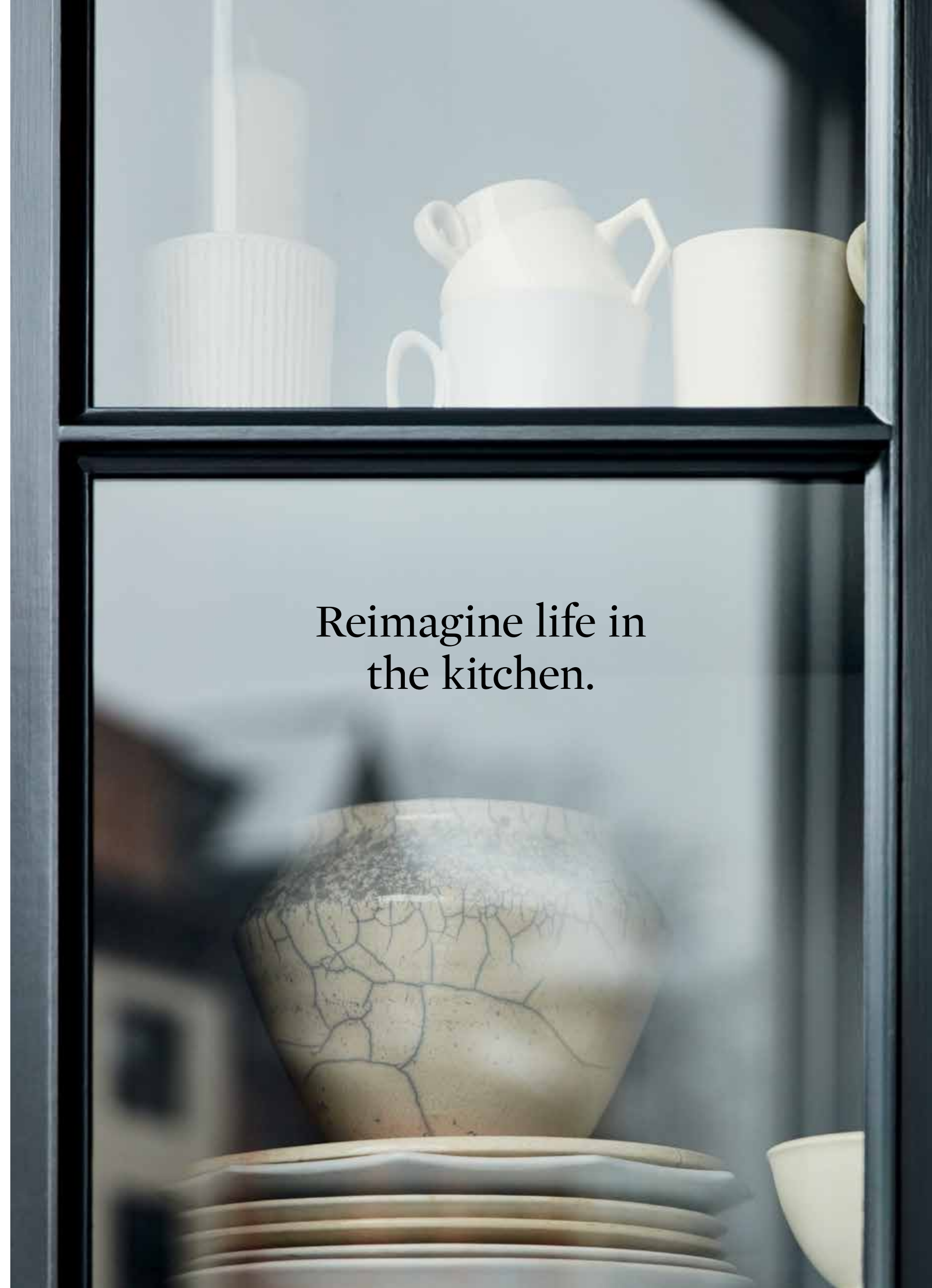
We review care and maintenance guidelines with you, on-site wherever possible. Our experts remain available throughout the lifetime of your kitchen, with services such as two complimentary touch-ups for hand-painted cabinetry. All products are backed by our Waterworks warranty and a commitment to service born of 40 years of experience.

Kitchen Concierge

A World-Class Experience

We are the only design resource to provide best-in-class products across every category and complete project management from start to finish.

We make every project a
true design partnership.



Reimagine life in
the kitchen.

SECTION NO. 1
**Cabinetry &
Hardware**

pg. 8

SECTION NO. 2
**Faucets &
Sinks**

pg. 48

SECTION NO. 3
Surfaces

pg. 82

SECTION NO. 4
**Pot Racks &
Lighting**

pg. 98

SECTION NO. 5
**Accessories &
Furnishings**

pg. 108

LET US HELP
**Service &
Support**

pg. 112

SECTION NO. 1

Cabinetry & Hardware

Handcrafted cabinetry and distinctive hardware ground a well-designed kitchen.

Cabinetry & Hardware: Belden Cabinetry in Midnight, Cushing & Portsmouth Pulls in Nickel, Steward Knobs in Nickel
Faucet & Sink: Regulator Faucet in Nickel, Kerr Stainless Steel Sink
Surfaces: Grove Brickworks Backsplash and Wall in Upper Cove Gray, Keystone Slab in Plumeria
Accessories & Furnishings: Canyon Drive, Hobbs, Pesa, Terrazzo





Quality Craftsmanship

Cabinetry is the foundation that defines your space. Our team works closely with you to create personalized, intelligent designs of unsurpassed integrity—all built in the U.S. by skilled cabinetmakers in small mills that have practiced their art for generations.

American Timber

Each cabinet starts with the highest-grade American walnut, quarter-sawn white oak or maple, and is handmade in artisanal, family-run mill shops that produce intricate custom products on your schedule.



Precise Joinery

The artistry of our cabinetry shows in our joinery, which is uncommonly neat, smooth and tight. The drawers, constructed of solid pieces of oak or walnut, have a noticeably seamless feel.



Substantial Construction

Our solid-wood construction is substantially stronger and thicker than the industry standard, resulting in highly durable cabinetry. Our door frames and doors are made of quality timber, giving hinges a secure foundation that holds up over time.

Premium Shelf Pins

Our screw-in shelf pins are made of steel, and we fill every adjustable shelf hole with a gleaming, threaded brass grommet—special touches that preserve the strength and integrity of your shelving while giving cabinet interiors extra polish.



Hand-Pieced Mullion Glass

Our mullion doors feature true divided lights, made from small panes of glass that are individually trimmed on each door front and the back. This meticulous, time-honored approach produces an effect that is highly detailed—and true to fine craftsmanship in every way.



Generous Toe-Kicks

The beauty of our baseboards lies in their old-world elegance. At 5 3/4 inches high, they follow the European model, floating the cabinets farther from the floor so they feel more like furniture.



Consistent Grain Direction

The natural wood grain direction stays consistent throughout our cabinet interiors and exteriors. An artisanal touch, it ensures a more finished, cohesive look that elevates the entire space.



Complete Customization

Our signature cabinetry designs are infinitely customizable. Personalize the exteriors with uncommonly beautiful panels, paint colors, hardware and more. Then bring your singular touch to the interiors, with special finishes and insert configurations that suit your storage needs.



Personalized Interiors

Accent your interiors with any of our painted finishes or stains. We even coordinate the wood-grain direction, so every door opens to a stunning reveal.



Exclusive Paint Colors

Choose from neutral grays and blues to statement colors like Cerise and Mulberry. Our spectrum of more than 20 shades comes in hand-painted oil-based and eco-friendly finishes, or our precise and durable factory finish, all of which share a rare depth and richness.



Handcrafted Hinges

Finely cast, our solid brass hinge options offer yet another way to customize the look. Specifically designed to complement our cabinetry, they deliver smooth precision and singular beauty.



Distinctive Wood Finishes

To highlight the timber's natural beauty, we offer 8 natural wood stains, from Cerasus Oak to Black Walnut, to suit any style, uptown to farmhouse.



Proprietary Hardware Options

Explore nearly 200 exclusive designs crafted from the finest materials, including walnut, hand-stitched leather and a range of metal finishes. Our inspired knobs, pulls and latches form a defining element of your overall look.

Bespoke Door Panels

Choose from families with advanced custom options, like the 9 door panels (including mesh, wire and antique mirror) within our Belden range. Or simply choose from our signature paint colors, hardware styles and metal finishes to make the look your own.

Endless Inserts

Custom inserts give you easy access to your favorite supplies and solve storage challenges. We offer countless options in wood or stainless steel, including cutlery trays, knife blocks, tray dividers and pullouts that can free up a tight corner, and create perfect storage for pots and pans.

Pullman

Pullman brings timeless sophistication to any setting. Exclusive to Waterworks, the unique design features intricate, hand-applied metalwork that is inset into each panel, with handles and knobs engineered specifically for this cabinetry and integrated into the strapping. Geometric “L” brackets reference iconic campaign furniture; the solid brass trim draws on classic Regency forms. The result is a custom, layered look that transcends eras.

Customize it: Choose from our signature palette of 8 superior wood finishes and 24 paint colors. Pullman’s unique, integrated metalwork is available in 8 hardware finishes that alter the look dramatically.



Cabinetry & Hardware: Pullman Cabinetry in Whisper with Nickel Hardware
Faucet & Sink: Dash Faucet in Nickel, Clayburn Fireclay Sink
Surfaces: Keystone Backsplash and Slab in Arabescato
Accessories & Furnishings: Brentwood, Hobbs, Pesa

Imagine cabinetry as beautiful
as it is functional.



Cabinetry & Hardware: Pullman Cabinetry in Whisper with Nickel Hardware,
Pullman Hood in Dark Gray Oak with Nickel Hardware
Surfaces: Architectonics Backsplash in Glasgow, Keystone Slab in Imperial Danby
Accessories & Furnishings: Brentwood

Surfaces: Keystone Slab in Imperial Danby
Accessories & Furnishings: Brentwood, Pesa



Cabinetry & Hardware: Pullman Cabinetry in Raven with Unlacquered Brass Hardware
Faucet & Sink: Henry Faucet in Unlacquered Brass, Normandy Copper Bar Sink in Unlacquered Brass
Surfaces: Architectonics Backsplash in Shagreen, Keystone Slab in Aesop
Accessories & Furnishings: Cellar, Chamberlain, Pierre, Stringer



Cabinetry & Hardware: Pullman Cabinetry in Whisper with Nickel Hardware,
Pullman Hood and Island in Dark Gray Oak with Nickel Hardware
Faucet & Sink: Henry Faucet in Nickel, Kerr Stainless Steel Sink
Pot Rack: Wells Pot Rack in Nickel
Surfaces: Architectonics Backsplash in Glasgow, Keystone Slab in Imperial Danby
Accessories & Furnishings: Aragon, Cellar, Clarion, Pesa, Tuscan Mint Hand Soap

Custom cabinetry also available for the bath and other rooms of the home.
For more information, visit a showroom or waterworks.com.

Infinitely versatile and customizable,
our cabinet designs are tailored to suit the
most discerning eye.



Belden

Our Belden cabinetry range is classic with a twist: a familiar paneled wood door reimagined in a distinctive, transitional style. With its subtle cove molding and wide flat band, the design pays homage to both American Federal detailing and 20th-century French neoclassicism. The resulting forms have a unique simplicity that pairs well with a variety of hardware styles and lends instant architecture to a room without overpowering it.

Customize it: Choose from 8 superior wood finishes and 24 paint colors, including on-site hand-painted options. Then further personalize the look with 1 or a mix of 9 door styles: mesh, chicken wire, antique mirror and other timeless panel designs.

Cabinetry & Hardware: Belden Cabinetry in Midnight, Steward Knobs in Nickel

Surfaces: Keystone Slab in Plumeria

Accessories & Furnishings: Pesa

Cabinetry & Hardware: Belden Upper Cabinetry in Midnight with Mesh Insert, Belden Tall and Lower Cabinetry in Antique Walnut, Harpswell Hinges in Nickel, R.W. Atlas Pulls and Latches in Nickel

Faucet & Sink: Henry Faucet in Nickel, Kerr Stainless Steel Farmhouse Sink with Drainboard

Lighting: Compass Pendants in Nickel

Surfaces: Grove Brickworks Upper Backsplash in Upper Cove Gray, Keystone Lower Backsplash in Carrara, Keystone Slab in Carrara, Grove Brickworks Island in Naval Deep Blue, Keystone Hex Floor in Carrara Honed

Accessories & Furnishings: Chamberlain, Clarion, Hobbs, Stelle, Stringer, Tuscan Sage Hand Soap and Lotion





Cabinetry & Hardware: Belden Cabinetry in Decoy, Cushing Pulls in Nickel
Surfaces: Keystone Slab in Bardiglio Dark



Cabinetry & Hardware: Belden Cabinetry in Cosmos with Clear White Oak Interior, Harpswell Hinges in Nickel, Paddock Pulls in Nickel, Tumbler Knobs in Nickel
Faucet & Sink: Henry Faucet in Matte Nickel, Kerr Stainless Steel Farmhouse Sink
Surfaces: District Tile Backsplash in Cygnet, Privet and Ink, Keystone Slab in Imperial Danby
Accessories & Furnishings: Draper, Prescott, Stringer, Tavern

Surfaces: Keystone Slab in Imperial Danby
Accessories & Furnishings: Brentwood, Quarry

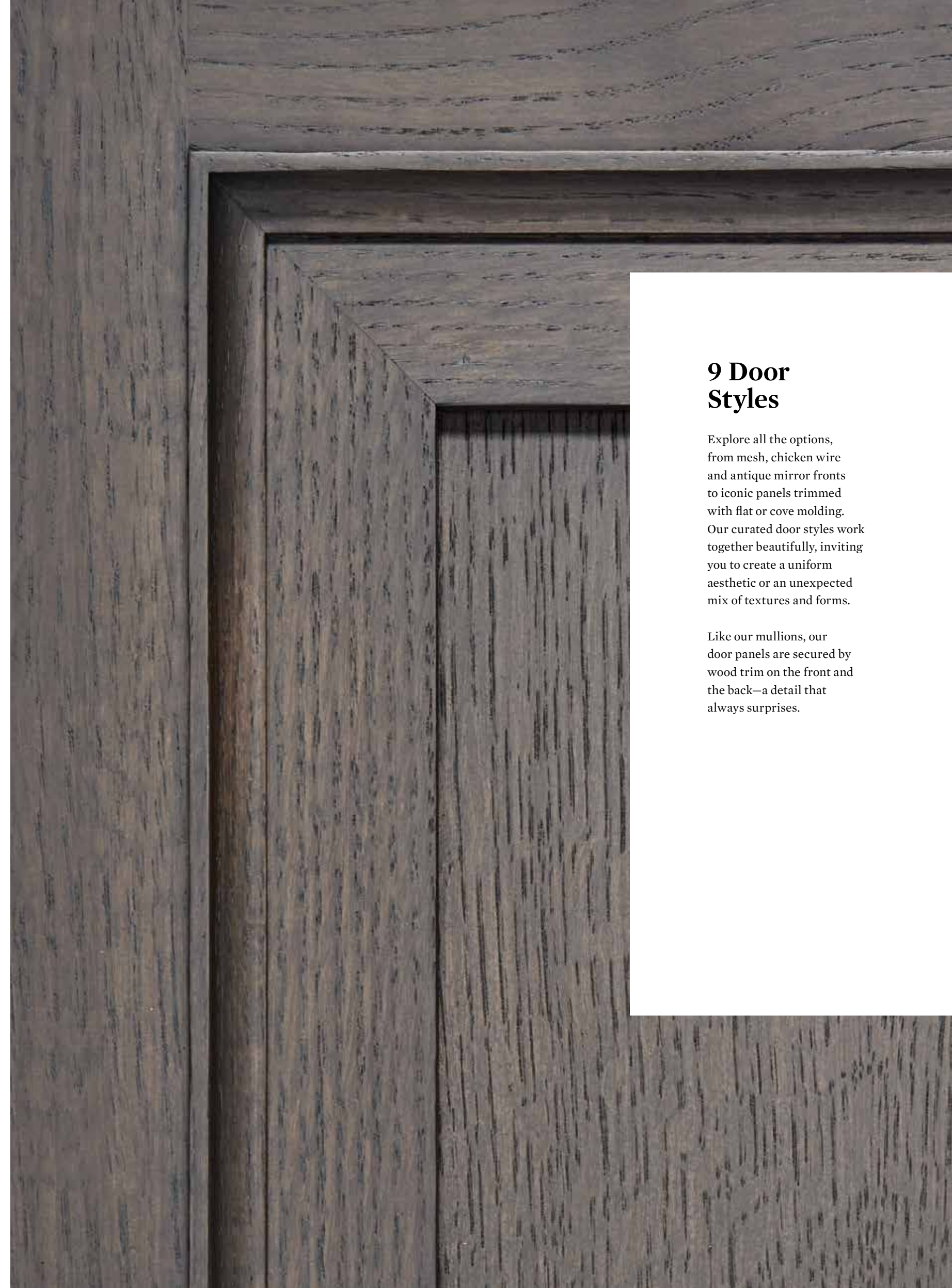




9 Door Styles

Explore all the options, from mesh, chicken wire and antique mirror fronts to iconic panels trimmed with flat or cove molding. Our curated door styles work together beautifully, inviting you to create a uniform aesthetic or an unexpected mix of textures and forms.

Like our mullions, our door panels are secured by wood trim on the front and the back—a detail that always surprises.



Alta

Modern and minimalist, Alta cabinetry incorporates mid-century elements with notable architectural and industrial influences. Elegantly pared down to emphasize its natural oak or walnut textures, Alta forms a smooth, continuous facade that embodies understated style. The design offers vast customizable combinations and invites a broad range of highly sculptural hardware.

Customize it: Choose from 8 superior wood finishes and 24 paint colors. Add recessed hardware for a seamless effect; regular hardware for a more traditional, equally beautiful feel; or to enhance the sense of craftsmanship, a mix of both.

Cabinetry & Hardware: Alta Cabinetry in Cerved Oak, Bolinas Recessed Pulls in Nickel, Dillon Recessed Pulls in Nickel
Faucet & Sink: Universal Faucet in Nickel, Kerr Triple Stainless Steel Sink
Surfaces: Grove Brickworks Backsplash in Upper Cove Gray, Keystone Slab in Calacatta

The elegance of our designs
speaks for itself.



Cabinetry & Hardware: Alta Cabinetry in Antique Walnut, R.W. Atlas Pulls in Unlacquered Brass
Faucet & Sink: R.W. Atlas Faucets in Unlacquered Brass, R.W. Atlas Pot Filler in Unlacquered Brass, Kerr Triple Stainless Steel Sink
Surfaces: Architectonics Backsplash in Shagreen, Keystone Slab in Aesop
Pot Rack & Lighting: Compass Pendant in Unlacquered Brass, Metropole Pot Rack in Unlacquered Brass
Accessories & Furnishings: Buccia, Hobbs, Klei, Reagent



Surfaces: Keystone Slab in Imperial Danby
Accessories & Furnishings: Forno

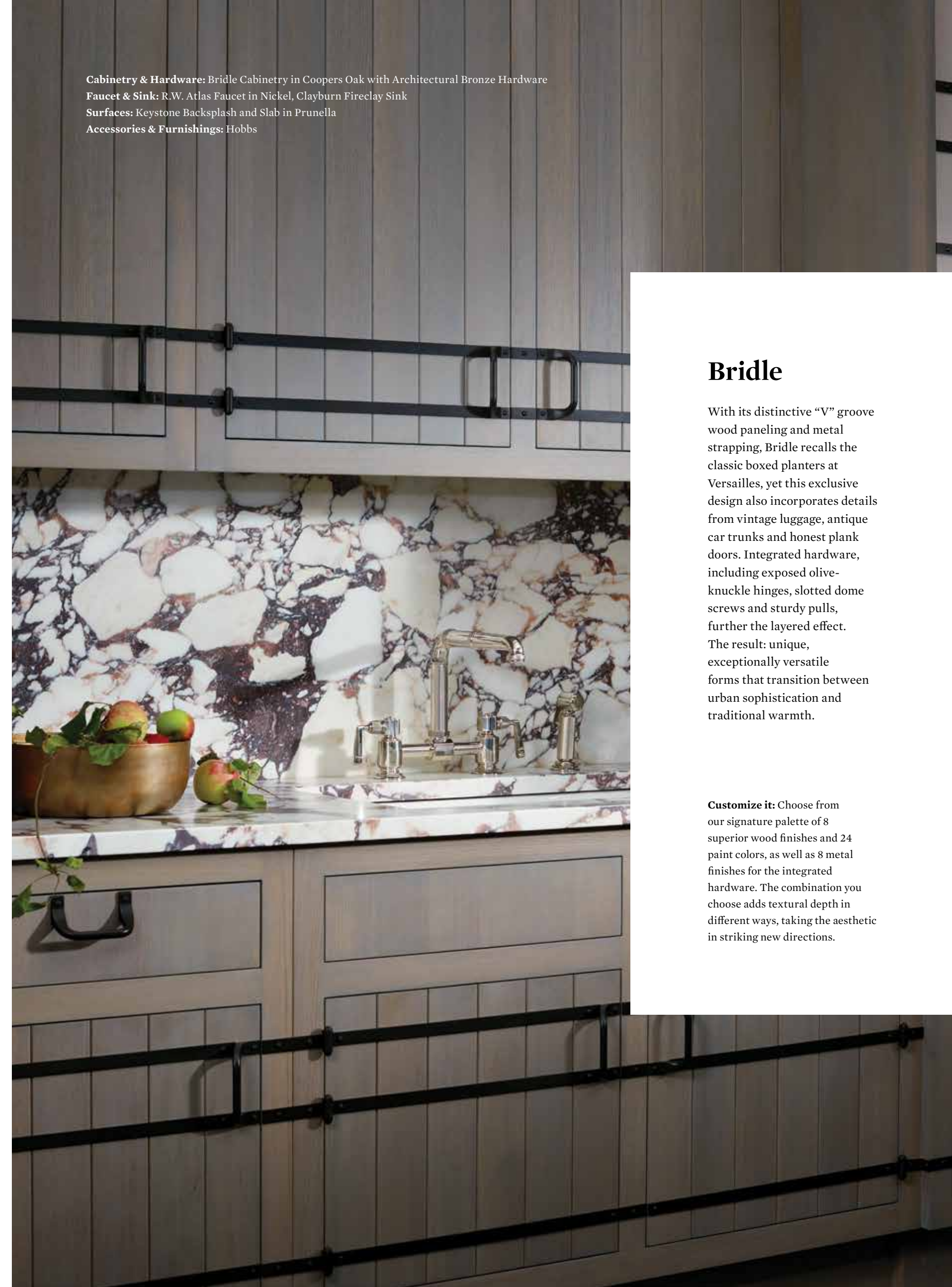
Cabinetry & Hardware: Alta Cabinetry in Clear White Oak, Sterling Latch in Nickel
Faucet & Sink: Formwork Faucet in Chrome, R.W. Atlas Bar Sink in Arabescato
Surfaces: Keystone Backsplash in Monterey Combed, Keystone Slab in Arabescato
Accessories & Furnishings: Chamberlain, Cellar



Cabinetry & Hardware: Alta Cabinetry in Clear White Oak, Bolinas Recessed Pulls in Nickel,
 Dillon Recessed Pulls in Nickel
Faucet & Sink: R.W. Atlas Faucets in Nickel, Kerr Triple Stainless Steel Sink
Surfaces: Promenade Backsplash in Salt, Keystone Slab in Calacatta
Accessories & Furnishings: Aragon, Brentwood, Fraser, Reagent, Waterworks Sponge

Cabinetry designed with craftsmanship
and artistry to span generations.

Cabinetry & Hardware: Bridle Cabinetry in Coopers Oak with Architectural Bronze Hardware
Faucet & Sink: R.W. Atlas Faucet in Nickel, Clayburn Fireclay Sink
Surfaces: Keystone Backsplash and Slab in Prunella
Accessories & Furnishings: Hobbs



Bridle

With its distinctive “V” groove wood paneling and metal strapping, Bridle recalls the classic boxed planters at Versailles, yet this exclusive design also incorporates details from vintage luggage, antique car trunks and honest plank doors. Integrated hardware, including exposed olive-knuckle hinges, slotted dome screws and sturdy pulls, further the layered effect. The result: unique, exceptionally versatile forms that transition between urban sophistication and traditional warmth.

Customize it: Choose from our signature palette of 8 superior wood finishes and 24 paint colors, as well as 8 metal finishes for the integrated hardware. The combination you choose adds textural depth in different ways, taking the aesthetic in striking new directions.

Cabinetry & Hardware: Bridle Cabinetry in Dark Gray Oak with Unlacquered Brass Hardware
Faucet & Sink: On Tap Faucet in Unlacquered Brass, Clayburn Fireclay Sink
Surfaces: District Tile Backsplash in Cygnet, Keystone Slab in Aesop
Accessories & Furnishings: Quarter





Cabinetry & Hardware: Bridle Cabinetry in Ebonized Oak with Nickel Hardware
Faucet & Sink: On Tap Faucet in Nickel
Surfaces: District Tile Backsplash in Cygnet, Keystone Slab in Aesop
Accessories & Furnishings: Pedra



Surfaces: Keystone Slab in Imperial Danby
Accessories & Furnishings: Aragon, Secco

Cabinetry & Hardware: Bridle Cabinetry in Cooper's Oak with Architectural Bronze Hardware
Surfaces: Keystone Backsplash in Prunella



Hardware



Aero Knob
1"
AEHW10
1 1/4"
AEHW14



Boulevard Knob
1 1/4"
BDHW11
1 1/2"
BDHW10



Brogue Knob
1 1/2"
BUHW02



Camden Knob
1 1/4"
CAHW01
1 1/2"
CAHW02



Ludlow Knob
1 1/4"
LDHW01
1 1/2"
LDHW02



Muir Metal and Walnut Inset Knob
1 1/2"
MUHW01



Muir Metal and Walnut Knob
1 1/2"
MUHW02



Ojai Knob
1 1/2"
OJHW02



Cushing Knob
7/8"
CHHW01



Decibel Knob
1 1/4"
DBHW01
1 1/2"
DBHW02



Dune Knob
1 1/4"
DUHW01
1 1/2"
DUHW02



Easton Knob
1"
EAHW10
1 1/4"
EAHW14



Portico Knob
1 1/4"
POHW01
1 1/2"
POHW02



Regulator Knob
1 1/2"
RGHW01
1 3/4"
RGHW02
2 1/2"
RGHW03



Roadster Knob
1 1/4"
RDHW01
1 1/2"
RDHW02



Rondelle Knob
1 1/4"
ROHW01
1 1/2"
ROHW02



Enfield Knob
1 1/4"
ENHW01
1 1/2"
ENHW02



Etoile Metal Knob
1"
ETHW10
1 1/4"
ETHW15



Etoile Porcelain Knob
1"
ETHW11
1 1/4"
ETHW14



Fallbrook Leather Knob
1 1/8"
FKHW01
1 1/2"
FKHW05
1 3/4"
FKHW06



R.W. Atlas Ball Knob
1 1/4"
RWHW12



R.W. Atlas Latch
2" with 1 1/4" Knob
RWHW09



R.W. Atlas Rosette Knob
1 1/4"
RWHW10



R.W. Atlas Round Knob
1 1/4"
RWHW01
1 1/2"
RWHW02



Flyte Knob
1 1/4"
FLHW01
1 1/2"
FLHW02



Grimsby Knob
1 1/4"
GMHW01
1 1/2"
GMHW02



Henry Knob
1 1/2"
HNHW01
1 1/2"
HNHW02
1 3/4"
HNHW03



Highgate Knob
1 1/4"
HGHW01
1 1/2"
HGHW02



Sterling Latch
1 1/4"
SRHW01



Steward Knob
1 1/2"
SWHW03
1 3/4"
SWHW04



Stockton Walnut Knob
1 1/4"
SKHW01



Tremont Knob
7/8"
TZHW01

Hardware



Tumbler Knob
1 1/4" 1 1/2"
TBHW01 TBHW02



University Knob
1" 1 1/8"
UNHW11 UNHW12



Waterworks Martini Knob
1" 1 1/4"
WWHW21 WWHW22



Apex Pull
4 3/4" 6" 12"
AXHW04 AXHW06 AXHW12



Echo Park Leather Pull
4 1/8"
EPHW05



Fallbrook Leather Pull
1 3/4" 4 1/4"
FKHW02 FKHW04



Fremont Round Pull
1 3/4"
FNHW01



Fremont Round Drop Pull
1 3/4"
FNHW02



Abbott Leather Pull
4" 6" 12"
AOHW04 AOHW06 AOHW12



Abbott Leather Pull
12"*
AOHW13



Bolas Recessed Pull
3"
BOHW03



Big Sur Recessed Pull
5"
BGHW05



Flyte Pull
4" 6"
FLHW04 FLHW06



Guilford Pull
4" 6"
GFHW04 GFHW06



Henry Pull
4" 6"
HNHW04 HNHW06



Highgate Pull
4" 6"
HGHW04 HGHW06



Cushing Pull
2 1/4" 3" 4" 6"
CHHW20 CHHW03 CHHW04 CHHW06



Cushing Pull
18"*
CHHW18



Dorland Smooth Pull
1 3/4" 4"
DRHW03 DRHW04



Dorland Hammered Pull
1 3/4" 4"
DRHW01 DRHW02



Larkspur Pull
3" 6"
LKHW03 LKHW06



Ludlow Pull
4" 6"
LDHW04 LDHW06



Muir Metal and Walnut Pull
4" 12"
MUHW04 MUHW12



Napa Leather Pull
4" 8" 12"
NPHW04 NPHW08 NPHW12



Dillon Recessed Pull
4 1/2"
DNHW01



Decibel Pull
4" 6"
DBHW04 DBHW06



Echo Park Leather Pull
1 7/8"
EPHW02



Echo Park Leather Pull
4 1/2"
EPHW04



Oliver Walnut Pull
4" 6"
OVHW04 OVHW06



Ojai Pull
6"
OJHW06



Paddock Drop Pull
3 3/4"
PCHW01



Paddock Pull
4" 6"
PCHW04 PCHW06

Hardware



Paragon Pull
4 1/4" 9"
PGHW04 PGHW09



Pinkerton Pull
4" 6"
PKHW04 PKHW06



Pinnacle Pull
2" 4" 6" 10"
PAHW02 PAHW04 PAHW06 PAHW10



Pomona Pull
1 1/4" 5 1/4"
PMHW01 PMHW05



Stockton Metal Pull
3" 6 1/4" 12"
SKHW04 SKHW07 SKHW13



Stockton Walnut Pull
3" 6 1/4" 12" 18"
SKHW03 SKHW06 SKHW12 SKHW18



Tremont Pull
3" 4" 6" 18"
TZHWO3 TZHWO4 TZHWO6 TZHWO18



Tumbler Pull
4" 6"
TBHW04 TBHW06



Portsmouth Pull
4" 6"
PHHW04 PHHW06



Redondo Pull
3 1/16" 4 1/16"
REHW03 REHW04



Riverside Leather Pull
4" 12"
RVHW04 RVHW12



Roadster Pull
4" 6"
RDHW04 RDHW06



Waterworks Bin Pull
3 1/2"
WWHW35



Wilshire Leather Pull
1 1/4"
WHHW01



Wilshire Leather Pull
6" 9" 12"
WHHW06 WHHW09 WHHW12



Boothbay Hinge
3 1/2" 6 1/2"
BBHW01 BBHW02



Rockport Leather Strap Pull
1 1/4"
RKHW01



Rockport Leather Pull
6" 9" 12"
RKHW06 RKHW09 RKHW12



R.W. Atlas Cylinder Pull
4 1/4" 5" 6"
RWHW19 RWHW18 RWHW20



R.W. Atlas Pull
5" 6 1/2" 15"
RWHW04 RWHW06 RWHW05



Harpwell Hinge
4 1/2"
HWHW01



Salem Hinge
3"
SMHW01



R.W. Atlas Lever Handle Pull
2 1/8"
RWHW07



R.W. Atlas Wing Handle Pull
3 1/4"
RWHW08



R.W. Atlas Dish Towel Bar
14" 16"
RWHW21 RWHW22



Sonoma Leather Pull
12" 18" 24"
SOHW12 SOHW18 SOHW24

SECTION NO. 2

Faucets & Sinks

Perfect synergy between faucet and sink is essential to a soundly functioning kitchen. With thoughtful consideration of balance, proportion and scale, they create a beautiful, high-functioning appliance.



Faucet & Sink: Henry Faucet in Nickel, Kerr Stainless Steel Sink
Surfaces: Architectonics Backsplash in Glasgow, Keystone Slab in Imperial Danby



Faucet & Sink: Henry Faucet in Unlacquered Brass,
Titan Marble Farmhouse Sink in Carrara
Surfaces: Architectonics Backsplash in Creamware, Keystone Slab in Calacatta
Accessories & Furnishings: Clarion



Cabinetry & Hardware: Belden Cabinetry in Midnight, Cushing Pull in Nickel
Faucet & Sink: Dash Faucet in Nickel, Kerr Stainless Steel Sink
Surfaces: Keystone Slab in Bardiglio Dark



Cabinetry & Hardware: Belden Cabinetry in Midnight, Cushing Pulls in Nickel
Faucet & Sink: Regulator Double Spout Faucet in Nickel, Kerr Stainless Steel Sink with Workspace
Surfaces: Grove Brickworks Backsplash in Upper Cove Gray, Keystone Slab in Bardiglio Dark



Cabinetry & Hardware: Belden Cabinetry in Gunmetal
Faucet & Sink: Canteen Faucet in Nickel, Clayburn Fireclay Farmhouse Sink with Drainboard
Surfaces: Redbank Backsplash in Milkweed and Cintimani, Keystone Slab in Aran Gray
Accessories & Furnishings: Stelle

Cabinetry & Hardware: Alta Cabinetry in Clear White Oak, Dillon Recessed Pulls in Nickel
Faucet & Sink: R.W. Atlas Faucets in Nickel, Kerr Triple Stainless Steel Sink
Surfaces: Promenade Backsplash in Salt, Keystone Slab in Calacatta
Accessories & Furnishings: Aragon, Battuto, Waterworks Sponge





Cabinetry & Hardware: Bridle Cabinetry in Dark Gray Oak with Nickel Hardware
Faucet & Sink: On Tap Faucet in Nickel, Clayburn Fireclay Sink
Surfaces: District Tile Backsplash in Cygnet, Keystone Slab in Aesop
Accessories & Furnishings: Pedra



Faucet: On Tap Pot Filler in Nickel
Surfaces: Keystone Slab in Calacatta
Accessories & Furnishings: Battuto, Stringer



Faucet & Sink: Regulator Faucet in Nickel, Universal Industrial Water Dispenser in Nickel, Kerr Stainless Steel Sink
Surfaces: Grove Brickworks Backsplash in Upper Cove Gray, Keystone Slab in Bardiglio Dark



Faucet & Sink: Formwork Faucet in Chrome, Kerr Stainless Steel Farmhouse Sink
Surfaces: Repose Backsplash in Veil



Faucet & Sink: Julia Faucet in Nickel, Clayburn Double Fireclay Farmhouse Sink
Surfaces: Architectonics Backsplash in Creamware, Keystone Slab in Calacatta
Accessories & Furnishings: Terrazzo



Faucet & Sink: Easton Classic Faucet in Unlacquered Brass, Normandy Copper Farmhouse Sink
Surfaces: Architectonics Backsplash in Creamware, Keystone Slab in Calacatta
Accessories & Furnishings: Battuto, Waterworks Sponge

On Tap

The classic draft beer tap, reinterpreted to create a beautiful experience in water delivery. The tall, arching spout provides extra reach for filling large pots, while the substantial scale of the design makes it feel anchored and secure. A statement-maker in any setting.



One Hole High Profile Kitchen Faucet with Metal Wheel and Matte Black Ball Handle and Spray OTKM10

Canteen

The traditional kitchen faucet, elevated into a luxurious, heavy-built product. Inspired by the clean simplicity of vintage water pumps, Canteen is sized for drama, with a tall, industrial-elegant spout and durable, handcrafted oak levers. This original, innovative silhouette brings character and dimension to a kitchen.



One Hole High Profile Kitchen Faucet with Pull-Out Spray and Oak Lever Handle CEKM30



One Hole High Profile Bar Faucet with Metal Wheel Handle OTKM01



One Hole High Profile Kitchen Faucet with Oak Lever Handle and Spray CEKM10



Deck Mounted Articulated Pot Filler with Metal Wheel Handle OTPF20



Wall Mounted Articulated Pot Filler with Metal Wheel Handle OTPF01



One Hole High Profile Bar Faucet with Oak Lever Handle CEKM15



Wall Mounted Articulated Pot Filler with Oak Lever Handle CEPF01

Clayburn

Our interpretation of the classic farmhouse sink, updated for modern, utilitarian elegance. Artisans meticulously mold each vessel from uniquely strong fine fireclay, fused with a highly durable glaze. The resulting forms are precisely detailed and exceedingly resilient to scratches and stains.



33" x 18 1/4" x 10" Fireclay Farmhouse Apron Sink with Center Drain CASK33



35 1/2" x 19 3/4" x 10" Fireclay Farmhouse Apron Kitchen Sink with Center Drain and Drainboard CASK56



23 3/8" x 18 3/4" x 8 7/8" Fireclay Farmhouse Apron Kitchen Sink with Rear Drain CASK50



29 3/4" x 17 7/8" x 10" Fireclay Farmhouse Apron Kitchen Sink with End Drain CASK51



17 1/2" x 18 3/4" x 7 7/8" Fireclay Prep Sink with Center Drain CASK18



22 3/4" x 14 3/4" x 8 7/8" Fireclay Bar Sink with End Drain CASK30



35 1/2" x 19 3/4" x 10" Double Fireclay Farmhouse Apron Kitchen Sink with Center Drains CASK55



35 1/2" x 19 3/4" x 10" Fireclay Farmhouse Apron Kitchen Sink with Center Drain CASK54



32 1/4" x 20 3/4" x 11" Fireclay Kitchen Sink with Center Drain CASK40



Henry

Available in a striking pull-down style, Henry merges Bauhaus simplicity with straightforward American ingenuity. With its pronounced hexagonal nuts and coin-edge rings, the silhouette is familiar yet entirely original. The collection's authentic design easily transitions between modern, traditional and utilitarian settings.

One Hole Gooseneck Kitchen Faucet with Pull-Down Spray and Metal Lever Handle HNKM70

Dash

The perfect blend of art and function, Dash pays homage to design elements of the 1930s, with pared-down shapes, softened curves and minimal details. Beautiful and sophisticated, the collection has a unique simplicity that's anything but basic and is versatile enough to fit into any décor.



One Hole High Profile Kitchen Faucet with Pull-Out Spray and Metal Lever Handle DSKM70



Three Hole Gooseneck Kitchen Faucet with Metal Cross Handles and Spray HNKM20



Three Hole Gooseneck Kitchen Faucet with Metal Lever Handles and Spray HNKM30



One Hole Gooseneck Kitchen Faucet with Metal Lever Handle and Spray HNKM10



Three Hole Gooseneck Kitchen Faucet with Metal Cross Handles and Spray DSKM20



Three Hole Gooseneck Kitchen Faucet with Metal Lever Handles and Spray DSKM30



Wall Mounted Articulated Pot Filler with Metal Cross Handle DSPF01



One Hole Gooseneck Kitchen Faucet with Metal Lever Handle HNKM15



One Hole High Profile Bar Faucet with Metal Cross Handle HNKM40



Wall Mounted Articulated Pot Filler with Metal Cross Handle HNPFO1



One Hole High Profile Bar Faucet with Metal Cross Handle DSKM40



One Hole High Profile Bar Faucet with Metal Lever Handle DSKM50

Regulator

Regulator plays on the design of industrial boiler room controls from the early 20th century, when pride was lavished on hard-built parts. Translated into handcrafted forms, these fittings lend a sense of rugged beauty to the kitchen. Regulator elements are rendered on a large scale that reflects their purposeful past and the mechanics involved in the flow of water.



Gooseneck Double Spout Marquee Kitchen Faucet with Matte Black Wheel Handles and Spray RGKM50
Metal Wheel Handles and Spray RGKM51

R.W. Atlas

A groundbreaking, industrial-inspired collection that entices with powerful shapes, genuine materials and unique aesthetic details. R.W. Atlas references a mix of precision-crafted goods from the past, from early microscopes to vintage cameras. This is an innovative and original design, evoking memory in a modern way.



Three Hole High Profile Kitchen Faucet with Metal Side Mount Lever Handles and Spray RWKM50



Wall Mounted Articulated Pot Filler with Metal Wheel and Lever Handle RGPFF02
Matte Black Wheel and Lever Handle RGPFF01



Gooseneck Single Spout Kitchen Faucet with Metal Wheel Handle and Spray RGKM21
Matte Black Wheel Handle and Spray RGKM20



Two Hole Bridge High Profile Kitchen Faucet with Metal Side Mount Levers and Spray RWKM10



One Hole Gooseneck Bar Faucet with Matte Black Wheel Handle RGKM01
Metal Wheel Handle RGKM02



One Hole High Profile Bar Faucet with Metal Lever Handle RWKM30



Wall Mounted Articulated Pot Filler with Metal Lever Handles RWPF10

Kerr

An uncompromising and endlessly customizable take on the steel sink. Unlike conventional models, which are molded from a single sheet of steel, stretched thin at the walls, Kerr is cut and welded together from 16 gauge, food-grade stainless steel. The result is a seamless, commercial-grade product with extreme strength, soundproofed to reduce noises made by dishes and cookware.



33" x 19" x 10 1/8" Stainless Steel Farmhouse Apron Kitchen Sink with Center Drain KRSK33

24" x 18" x 9" KRSK70
30" x 18" x 10 1/8" KRSK72



31 3/4" x 19 3/4" x 9 1/2" Stainless Steel Kitchen Sink with Rear Drain KRSK14

23 1/4" x 19 3/4" x 9" KRSK12



39 1/4" x 18 3/4" x 10" Stainless Steel Kitchen Sink with Center Drain KRSK16

19 3/4" x 17 3/4" x 9 1/2" KRSK10
45 1/4" x 18 3/4" x 10" KRSK18



48" x 21" x 10 1/4" Stainless Steel Farmhouse Apron Kitchen Sink with Center Drain and Drainboard KRSK80



48" x 27 1/8" x 22" Stainless Steel Farmhouse Apron Kitchen Sink with Center Drain, Backsplash and Drainboard KRSK82



35 3/4" x 18 1/2" x 10 5/8" Twin Stainless Steel Kitchen Sink with Rear Drains KRSK30

45 1/4" x 18 3/4" x 10" KRSK32



34 1/4" x 18 1/4" x 8 5/8" Double Stainless Steel Kitchen Sink with Rear Drains KRSK50

40" x 18" x 10" KRSK52
46 7/16" x 18 1/4" x 10" KRSK54



42" x 21" x 15" Stainless Steel Ranchhouse Apron Kitchen Sink with Center Drain KRSK74



47 1/16" x 21" x 14 5/8" Twin Stainless Steel Ranchhouse Apron Kitchen Sink with Center Drains KRSK76



57 1/8" x 18 1/4" x 10" Triple Stainless Steel Kitchen Sink with Rear Drains KRSK60



16 7/8" Round Stainless Steel Undermount Prep Sink with Center Drain KRSK01



16 7/8" x 16 7/8" Stainless Steel Undermount Prep Sink with Center Drain KRSK17



57 3/8" x 19 3/8" x 10" Stainless Steel Kitchen Sink with Center Drain and Workspace KRSK62

Easton Classic

One of the very first Waterworks collections, composed of Edwardian styles that are still relevant today. While the design reflects its deeply historic origins, its iconic proportions and scale have been carefully refined. Choose from a range of styles and custom handle materials; a smooth handle base gives Easton Classic fittings a distinctly American feel.



Classic Spray with White Porcelain Lever Handle EAKM08

Classic Two Hole Bridge Gooseneck Kitchen Faucet with White Porcelain Lever Handles* EAKM03

Metal Lever EAKM07
Black Porcelain Lever EAKM09
Oak Lever EAKM10

Black Porcelain Lever* EAKM04
Oak Lever* EAKM05



Vintage Two Hole Bridge Gooseneck Kitchen Faucet with Oak Lever Handles* EAKM15

White Porcelain Lever* EAKM13
Black Porcelain Lever* EAKM14

Vintage Spray with Oak Lever Handle EAKM20

Metal Lever EAKM17
White Porcelain Lever EAKM18
Black Porcelain Lever EAKM19

Easton Vintage

Like our original Easton Classic collection, Easton Vintage translates 100-year-old forms through the distinctive Waterworks lens. With its hexagonal details, the design also pays homage to an age of exposed construction—proof that you can reference the past but still embrace the future.



Classic Two Hole Bridge Gooseneck Kitchen Faucet with Metal Cross Handles* EAKM01



Classic Two Hole Bridge Gooseneck Kitchen Faucet with Metal Lever Handles* EAKM02



Classic Two Hole Bridge Gooseneck Kitchen Faucet with Metal Cross Handles and White Porcelain Spray EAKM31



Vintage Two Hole Bridge Gooseneck Kitchen Faucet with Metal Cross Handles* EAKM11



Vintage Two Hole Bridge Gooseneck Kitchen Faucet with Metal Lever Handles* EAKM12



Vintage Two Hole Bridge Gooseneck Kitchen Faucet with Metal Cross Handles and White Porcelain Spray EAKM41



Classic Two Hole Bridge Gooseneck Kitchen Faucet with Metal Lever Handles and Spray EAKM32



Classic Two Hole Bridge Gooseneck Kitchen Faucet with Black Porcelain Lever Handles and Spray EAKM34

White Porcelain Lever EAKM33
Oak Lever EAKM35



Classic Wall Mounted Extension Pot Filler with Metal Cross Handle EAPP21



Vintage Two Hole Bridge Gooseneck Kitchen Faucet with Metal Lever Handles and Spray EAKM42



Vintage Two Hole Bridge Gooseneck Kitchen Faucet with Black Porcelain Lever Handles and Spray EAKM44

White Porcelain Lever EAKM43
Oak Lever EAKM45



One Hole High Profile Kitchen Faucet with Metal Lever Handle and Spray JUKM09

Julia

Our unique, modern spin on 1920s French country style. From a distance, Julia's silhouette looks like a softened hourglass; up close, the design's precise detailing comes into focus. Vintage touches—like a graceful, high-profile spout—transcend eras, allowing the collection to fluidly transition between a range of spaces, from formal to rustic.



One Hole High Profile Kitchen Faucet with Metal Cross Handles JUKM11



Three Hole Articulated Kitchen Faucet with Metal Cross Handles and Spray JUKM48
Metal Lever Handles & Spray JUKM49



Three Hole High Profile Kitchen Faucet with Metal Cross Handles and Spray JUKM18

Metal Cross Handles without Spray JUKM28



Three Hole High Profile Kitchen Faucet with Metal Lever Handles and Spray JUKM19

Metal Lever Handles without Spray JUKM29



Three Hole High Profile Kitchen Faucet with White Porcelain Lever Handles and Spray JUKM20

Black Porcelain Lever Handles and Spray JUKM21
White Porcelain Lever Handles without Spray JUKM30
Black Porcelain Lever Handles without Spray JUKM32



Two Hole Bridge Articulated Kitchen Faucet with Metal Lever Handles and Spray JUKM43
Metal Cross Handles and Spray JUKM42



Wall Mounted Articulated Pot Filler with Metal Cross Handle JUPF31



Two Hole Bridge High Profile Kitchen Faucet with Metal Cross Handles JUKM12



Two Hole Bridge High Profile Kitchen Faucet with Metal Lever Handles JUKM13



Two Hole Bridge High Profile Kitchen Faucet with Black Porcelain Lever Handles JUKM15

White Porcelain Lever Handles JUKM14



Wall Mounted Two Hole Bridge Low Profile Kitchen Faucet with Metal Cross Handles JUKM02



Wall Mounted Two Hole Bridge Articulated Kitchen Faucet with Metal Cross Handles JUKM05



29 9/16" x 17 11/16" x 9 5/8" Hammered Copper Farmhouse Apron Kitchen Sink with Center Drain NOSK39

Normandy

Old-world craftsmanship sets these copper sinks apart. Artisans bend a sheet of copper over a wooden form and meticulously hand-shape it with large, heavy mallets, resulting in gentle waves with rich textural beauty. Unlike copper sinks that are machine-hammered and have a uniform pattern of dimples, each handmade Normandy vessel is a strikingly authentic, one-of-a-kind selection.

Titan

Superbly crafted from solid blocks of the finest Carrara marble and French limestone, our Titan sinks are carved, honed and polished by hand, using time-honored techniques. As a result, each piece takes on the smooth, subtly weathered patina of ancient sculpture. Remarkably, Titan vessels can look classic or modern—and only get better with age.

29 13/16" x 17 15/16" x 7 13/16" Marble Apron Farmhouse Kitchen Sink with Center Drain TNSK04



18 1/2" x 17 5/16" x 6 11/16" Hammered Copper Square Kitchen Sink with Center Drain NOSK30



17 11/16" x 17 11/16" x 6 1/2" Hammered Copper Round Kitchen Sink with Center Drain NOSK14



15 3/4" x 11 13/16" x 5 7/16" Hammered Copper Oval Bar Sink with Center Drain NOSK23

13 3/4" x 13 3/4" x 6 5/16" Hammered Copper Round Bar Sink with Center Drain NOSK18



14 15/16" x 11 7/16" x 5 11/16" Hammered Copper Bar Sink with Center Drain NOSK25



30" x 18" x 6" Stone Apron Farmhouse Kitchen Sink with Center Drain TNSK30



30" x 20" x 10" Copper Kitchen Sink with Center Drain NOSK40



21 5/8" x 15 11/16" x 7 5/16" Drop In or Undermount Rectangular Hammered Copper Bar Sink NOSK22



16" x 13 1/16" x 7 1/16" Stone Apron Bar Sink with Center Drain RWSK51



R.W. Atlas

Hand-carved from a single block of stone with rich dramatic veining, the R.W. Atlas sink is finished on all four sides, inviting apron installation in any orientation.



Three Hole Gooseneck Kitchen Faucet with Metal Knob Handles and Spray FMKM40

Formwork

Sculptural forms that defy the ordinary, these modern-minimalist elements represent a harmonious synthesis of form, function and aesthetics. Unexpected geometry and the transition of planes create a subtle but warm expression.



One Hole High Profile Kitchen Faucet with Metal Joystick Handle and Spray FMKM10

.25

The ultimate in utilitarian elegance: a simple and understated modern design that is equally functional and beautiful. With a quarter-radius curve at every turn, .25 is at once graceful, clean and reductive.



One Hole High Profile Kitchen Faucet with Metal Handle and Metal Spray PTKM10



One Hole High Profile Bar Faucet with Metal Joystick Handle FMKM30



Three Hole Gooseneck Kitchen Faucet with Metal Lever Handles and Spray FMKM50



One Hole High Profile Kitchen Faucet with Short Metal Handle and Metal Spray PTKM15



One Hole High Profile Bar Faucet with Metal Handle PTKM30



One Hole High Profile Bar Faucet with Short Metal Handle PTKM35



One Hole Gooseneck Kitchen Faucet with Metal Lever Handle and Spray ORKM02



One Hole Gooseneck Kitchen Faucet with White Porcelain Lever Handle and Metal Spray ORKM01

Orleans

An expertly proportioned mixer that offers a small footprint while delivering large kitchen amenities. With its tall, pivoting gooseneck spout and lever handle, the Orleans collection complements a range of aesthetics, from urban modern to French country.



Modern One Hole High Profile Kitchen Faucet with Metal Lever Handle and Spray UNKM10

Universal

Designed to complement any of our Waterworks products, these sophisticated modern forms are crafted on a dynamic scale. Slender and streamlined, they bring proportion and balance to any environment.

Aero

Inspired by the stepped detail of 19th-century telescopes, Aero has an informal and distinctive temperament. The innovative design combines soft, refined curves with both contemporary and traditional touches. Each element sets a cultivated, historically modern mood.



Three Hole Gooseneck Faucet with Metal Tri-Spoke Handles and Spray** AEKM20

Universal Water Dispensers

Choose from inspired, streamlined designs that suit any style and keep the focus on craftsmanship.



Modern Wall Mounted Articulated Pot Filler with Metal Lever Handle UNPF01



Three Hole Gooseneck Faucet with Metal Lever Handles and Spray** AEKM30

Calais

A unique style designed for kitchen and bar applications, Calais has a signature “T” shape with workhorse lever handles, adorned with finials at the tip.



Traditional One Hole Instant Hot and Filtered Cold Water Dispenser with Metal Lever Handle UNWD10

Hot Water Only* UNWD11
Cold Water Only* UNWD12



Industrial One Hole Instant Hot and Filtered Cold Water Dispenser with Metal Lever Handle UNWD30

Hot Water Only* UNWD31
Cold Water Only* UNWD32



Modern One Hole Instant Hot and Filtered Cold Water Dispenser with Metal Lever Handle UNWD50

Hot Water Only* UNWD51
Cold Water Only* UNWD52



One Hole Gooseneck Kitchen Faucet with Metal Lever Handles CSKM42



One Hole Gooseneck Kitchen Faucet with White Porcelain Lever Handles CSKM40

SECTION NO. 3

Surfaces

Expertly curated texture, color and pattern. Our unparalleled surfaces ground a strong kitchen design while retaining their beauty year after year.

Cabinetry & Hardware: Bridle Cabinetry in Dark Gray Oak with Unlacquered Brass Hardware
Surfaces: District Tile Wall in Cygnet, Keystone Slab in Aesop
Accessories & Furnishings: Pesa



Architectonics

Built on a heritage of superior craftsmanship, Architectonics offers a vast spectrum of handmade and precisely cut shapes, field sizes, colors, textures and trims. Each carefully selected hue complements the next, inviting unique tonal harmonies.


APPLICATION:
Backsplash, Wall, Floor*

MATERIAL:
Hand-Glazed Ceramic in Handmade or Dust-Pressed Body

ASSORTMENT:
Field Tiles, Decorative Field, Trims/Moldings

PALETTE:
123 colors ranging from light neutrals to rich, deep and brightly saturated shades, with appealing variations.

FEATURED:
3" x 6" Field Tile in Paperwhite Glossy Layered Crackle**



District Tile

District Tiles are cast in deep, elemental colors, with transparent glazes that crackle and pool to create rich variations. Accented by beautiful architectural trims, including detailed bases and proud crown moldings, they give a space warmth and character.

APPLICATION:
Backsplash, Wall

MATERIAL:
Hand-Glazed Dust-Pressed Ceramic

ASSORTMENT:
Field Tiles, Trims/Moldings

PALETTE:
16 colors featuring rich, transparent glazes with pooling of color around the edges.

FEATURED:
3" x 6" Field Tile in Ink Glossy Crackle



Claypaper

Painterly, fluid brushstrokes wash over Claypaper tile. Each piece is hand-painted in soft colors, creating a gentle and varied artistic effect that partners well with many other surfaces.

APPLICATION:
Backsplash, Wall, Floor*

MATERIAL:
Hand-Glazed Ceramic in Handmade or Dust-Pressed Body

ASSORTMENT:
Field Tiles**, Mosaics**, Trims/Moldings

PALETTE:
15 shades featuring hand-applied color washes and soft glossy glazes with subtle artistic variation.

FEATURED:
3" x 6" Field Tile in Sea Glossy Wash

*Recommended for light foot traffic areas only, using small format tiles.
**Field tile under 3" x 6" and mosaics are handmade body only.

Grove Brickworks

Organic and refined, Grove Brickworks warm any interior. To bring out the slightly rustic texture of these brown bricks, they're treated with one of the glossy glazes within our extensive color range. The process accentuates each tile's distinctive pinholes and movement, creating a rich, complex surface that gives strength and character to walls.


APPLICATION:
Backsplash, Wall

MATERIAL:
Hand-Glazed Brick

ASSORTMENT:
Field Tiles, Trims/Moldings

PALETTE:
20 glossy colors, from clean white to assorted jewel tones and metallic hues.

FEATURED:
3" x 6" Field Tile in Upper Cove Gray Glossy'



*Texture enhanced by dark grout (results will vary based on grout color selected).
For more information, visit a showroom or waterworks.com.

Magma

Created from the fine-grained lava of an erupting volcano, Magma tile projects a rich and decidedly modern feel. With its unique chemistry, enhanced texture and appealing variations in carefully curated color, it elegantly changes the mood of a kitchen. Smaller tiles lend themselves to especially harmonious blends and patterns—all chic, organic and timeless.

APPLICATION:
Backsplash, Wall, Floor

MATERIAL:
Hand-Glazed Volcanic Stone

ASSORTMENT:
Field Tiles, Mosaics, Trims/Moldings

PALETTE:
6 solid colors and 4 tonal blends in nuanced warm whites, charcoal grays and cool blues.

FEATURED:
6" Hexagon Field Tile in Zinc Crackle



RedBank

The artistry of creating terracotta tiles is reimagined for the modern kitchen with these handmade and hand-painted designs. Our completely customizable selection includes a range of exclusive patterns—from geometric to organic—and beautiful colors that can be composed in virtually endless combinations.


APPLICATION:
Backsplash, Wall

MATERIAL:
Hand-Painted Terracotta

ASSORTMENT:
Field Tiles, Decorative Field, Trims/Moldings

PALETTE:
14 hand-painted patterns and 20 colors—from earthy taupes to misty greens to saturated blues—in solid or brushed finishes.

FEATURED:
6" x 6" Tealeaf Decorative Field Tile in Parchment/Noir Brushed and Parchment/Thunder Brushed



MasterPiece

Referencing classic wood designs, our MasterPiece styles are precisely engineered to capture the beauty of stone with an unexpected interplay of its veining and shadings. Natural variations in the stone lend the patterns an artful quality. Designs can be scaled up or down, letting you personalize a space of any size.

APPLICATION:
Backsplash, Wall, Floor

MATERIAL:
Marble, Limestone, Travertine, Granite, Onyx

ASSORTMENT:
Mosaics

PALETTE:
12 patterns in 2 scales, multiple finishes and 64 colors, expanding from neutral tones into a full spectrum of reds, oranges, blues and greens.

FEATURED:
Shaker Weave Mosaic in Bardiglio, Carrara, Nero Marquina Polished

Keystone

We meticulously hand-select our stones from the world's finest quarries, ensuring that they meet our quality standards for color, surface movement and strength. Curated by shade for easy selection, Keystone ranges from classic neutrals to exotic stones to distressed and textured options—each a unique and natural work of art.


APPLICATION:
Backsplash, Wall, Floor, Countertop

MATERIAL:
Marble, Limestone, Travertine, Quartzite, Onyx, Volcanic Stone

ASSORTMENT:
Field Tiles, Decorative Field, Mosaics, Trims/Moldings, Slabs

PALETTE:
54 stones, from pure whites to the deepest charcoal grays, in a variety of finishes, all with singular activity and color variation.

FEATURED:
Slab in Agatha Honed



Worktops

The world's finest wood countertops, handcrafted and detailed to your exacting specifications. Choose from five sustainably harvested timber varieties, from white oak to walnut, that bring a space warmth and dimension.



APPLICATION:
Countertop, Worktop

MATERIAL:
Solid Wood in 3 Construction Styles—
End Grain, Flat Grain & Edge Grain

ASSORTMENT:
Custom Lengths, Widths and Thicknesses

PALETTE:
A light-to-dark range of superior wood species (white oak, walnut, cherry and wenge) in 2 FDA-approved finishes.

FEATURED:
Worktop in Walnut



Keelson

Cut into stunning wide planks, our hand-selected, American oak and walnut timbers bring warmth and richness to floors. A special fuming process, usually reserved for fine furniture, enhances the natural colors and contrasts in the wood, creating an unusually beautiful, harmonious surface.

APPLICATION:
Wall, Floor

MATERIAL:
Fumed Oak and Walnut

ASSORTMENT:
Wide Width Planks (Random Lengths
up to 12' Long)

PALETTE:
American oak and walnut timbers in a
range of colors and finishes, finished to
your specifications on site.

FEATURED:
4" x 36" Planks Flat Sawn in Brewster Oak



Promenade

Promenade celebrates the centuries-old tradition of making cement tiles, combining natural materials with artisanal craftsmanship. Eco-friendly and highly durable, the collection includes both modern and traditional patterns, each cast in a uniquely beautiful and engaging palette to help you design an enduring, one-of-a-kind surface.

APPLICATION:
Wall, Floor

MATERIAL:
Concrete Collection of Solids, Patterns, Terrazzo and Aggregates

ASSORTMENT:
Field Tiles, Decorative Field

PALETTE:
44 solid and customizable colors, which can be paired with terrazzo and aggregate as well as decorative accent designs.

FEATURED:
8" x 8" Dash Decorative Field Tile in Heron and Navy Matte

Concourse

Artisanal and textural, our classic terrazzo tile is handcrafted from smooth cement embedded with fragments of stone. The result: a quietly luxurious way to introduce interest and dimension. Ideal for kitchen countertops and, when used in large format tiles, beautifully nuanced on floors, it gives any design scheme a quietly modern edge.


APPLICATION:
Backsplash, Wall, Floor, Countertop

MATERIAL:
Matte Terrazzo

ASSORTMENT:
Field Tiles, Slabs

PALETTE:
4 matte colors, from clean gray-white to sandy taupe to speckled charcoal hues.

FEATURED:
Slab in Topsoil Matte



Penny Tile

Both modern and traditional, Penny Tile has a graphic appeal that is familiar yet forever fresh. Choose from subtle or bold shades, paired with contrasting or complementary grout, to create engaging, timeless pops of pattern. A matte or glossy finish boosts the texture of these durable, versatile forms, adding to the intrigue.


APPLICATION:
Backsplash, Wall, Floor*

MATERIAL:
Small Format Porcelain Mosaics

ASSORTMENT:
Mosaics

PALETTE:
15 colors available in a variety of finishes and shades, from strong and soft color blends to classic white, black and sand.

FEATURED:
1/2" Penny Mosaic in Bronca Glossy



Repose

Handmade in an exquisite range of swirling shades, our glass mosaics combine deep tonal movement with a reflective quality that enlivens any kitchen design. Inspired by the early 20th-century art movement, the collection includes classic options, like an antique mirror finish, as well as bold, contemporary ideas.

APPLICATION:
Backsplash, Wall

MATERIAL:
Art Glass Mosaics

ASSORTMENT:
Mosaics

PALETTE:
15 glossy colors, from cornflower blue to antique mirror, with undulating swirls of lighter and darker tones for an airy feel.

FEATURED:
1" x 6" Mosaic in Mist Glossy

SECTION NO. 4

Pot Racks & Lighting

Significant and substantial, our lighting designs let you illuminate with classic warmth or modern cool. Similarly robust, our expertly engineered racks keep favorite pots where they belong—at your fingertips.



Cabinetry & Hardware: Alta Cabinetry in Antique Walnut,
R.W. Atlas Pulls in Unlacquered Brass
Surfaces: Architectonics Wall in Shagreen, Keystone Slab in Aesop
Pot Rack & Lighting: Compass Pendant in Unlacquered Brass,
Metropole Pot Rack in Unlacquered Brass
Accessories & Furnishings: Reagent, Hobbs

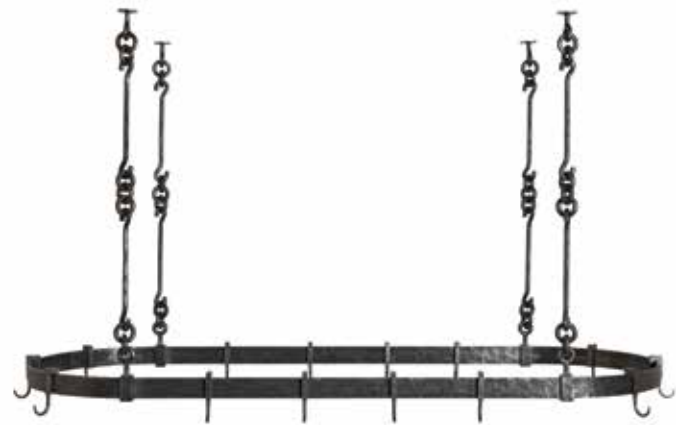


Surfaces: Grove Brickworks in Upper Cove Gray
Lighting: Watt Sconce with Ribbed Glass in Nickel
Accessories & Furnishings: Bistro



Cabinetry & Hardware: Belden Cabinetry in Midnight, Belden Island Cabinetry in Decoy, Cushing Pulls in Nickel
Faucet & Sink: Regulator Faucets in Nickel, Regulator Pot Filler in Nickel, Kerr Stainless Steel Sinks
Surfaces: Grove Brickworks Backsplash in Upper Cove Gray, Keystone Slab in Bardiglio Dark
Pot Rack & Lighting: Ipswich Pendant in Nickel, Metropole Pot Rack in Nickel
Accessories & Furnishings: Pedra

Pot Racks



Hearth
Ceiling Mounted Pot Rack

HEPR01



Metropole
Ceiling Mounted Pot Rack

MEPR01



Rutherford
Ceiling Mounted Pot Rack

RHPR01



Wells
Ceiling Mounted Pot Rack

WEPR02



Metropole
Cabinet Mounted Pot Rack

MEPR02

Lighting



Arundel
Ceiling Mounted Small Pendant
with Glass Shade*
7 1/8" x 4 1/8" x 70 1/2"
AULT03



Arundel
Ceiling Mounted Large Pendant
with Glass Shade*
11 13/16" x 5" x 74 1/8"
AULT04



Aurora
Ceiling Mounted Small Pendant
with Glass Shade
7" x 7" x 69 1/16"
AALT03



Aurora
Ceiling Mounted Large Pendant
with Glass Shade
15" x 15" x 77 1/2"
AALT01



Compass
Ceiling Mounted Small Pendant
with Glass Shade
6 1/2" x 6 1/2" x 70 13/16"
CMLT02



Compass
Ceiling Mounted Large Pendant
with Glass Shade
13 3/4" x 13 3/4" x 68"
CMLT03



Derby
Ceiling Mounted Pendant
with Metal Shade
14 3/16" x 14 3/16" x 79 15/16"
DYLT03



Helio
Ceiling Mounted Small Pendant
with Glass Shade
6" x 6" x 73 1/4"
HOLT03



Helio
Ceiling Mounted Large Pendant
with Glass Shade
17 1/16" x 17 1/16" x 28 3/4"
HOLT01



Henry
Ceiling Mounted Pendant
with Glass Shade
7 1/16" x 7 1/16" x 64 1/8"
HNLT02



Ipswich
Ceiling Mounted Pendant
with Mesh Shade
15" x 15" x 69 1/8"
IPLT01



Marlon
Ceiling Mounted Pendant
with Glass Shade
6 5/16" x 6 5/16" x 72"
MNLT03

Lighting



Percy
Ceiling Mounted Single Pendant
with Metal Shade
11 7/8" x 11 7/8" x 72"
PYLT02



Percy
Ceiling Mounted Double Pendant
with Metal Shades
48 1/4" x 16" x 72"
PYLT04



R.W. Atlas
Ceiling Mounted Four Light Pendant
with Glass Shades
24" x 24" x 69 7/8"
RWLT07



Watt II
Ceiling Mounted Pendant
with Glass Shade
4 9/16" x 4 9/16" x 65 15/16"
WLLT06



Ipswich
Counter Mounted Light
with Mesh Shade
10" x 10" x 30 3/16"
IPLT02



Washington
Counter Mounted Light
with Fabric Shade
11 7/8" x 11 7/8" x 28 3/4"
WSLT01



Henry
Wall / Ceiling
Flush Mount
9 9/16" x 9 9/16" x 5 1/8"
HHLT01



R.W. Atlas
Ceiling Mounted Four Light Pendant
with Metal Shades
24" x 24" x 69 7/8"
RWLT08



R.W. Atlas
Ceiling Mounted Pendant
with Glass Shades
17" x 17" x 70 3/4"
RWLT01



Signal
Ceiling Mounted Small Pendant
with Acrylic Shade
12" x 12" x 72"
SILT03



Signal
Ceiling Mounted Large Pendant
with Acrylic Shade
13 7/8" x 13 7/8" x 72"
SILT04



Martine
Ceiling Flush Mount
with Onyx Diffuser
13 1/4" x 13 1/4" x 3 9/16"
MILT02



Marlon
Ceiling Flush Mount
with Glass Shade
12 5/8" x 12 5/8" x 4 9/16"
MMLT05



R.W. Atlas
Ceiling Flush Mount
with Glass Shades
17" x 17" x 11 13/16"
RWLT02



Sentinel II
Ceiling Flush Mount
with Glass Diffuser
12 5/16" x 12 5/16" x 3 1/2"
SELT72



Torrey
Ceiling Mounted Small Pendant
with Glass Shade
6 3/4" x 6 3/4" x 72"
TOLT03



Torrey
Ceiling Mounted Large Pendant
with Glass Shades
12 1/2" x 12 1/2" x 72"
TOLT04



Watt
Ceiling Mounted Pendant
with Plain Glass Shade
5 5/8" x 5 5/8" x 143 1/8"
WLLT03



Watt
Ceiling Mounted Pendant
with Ribbed Glass Shade
6 7/16" x 6 7/16" x 145 1/8"
WLLT04



Signal
Mini Flush Mount
with Acrylic Shade
5 5/16" x 5 5/16" x 7 3/8"
SILT05



Arundel
Wall Mounted Single Arm Sconce
with Glass Shade*
7 1/16" x 6" x 14 3/4"
AULT01



Aurora
Wall Mounted Single Arm Sconce
with Glass Shade
7 1/4" x 9 1/8" x 10 15/16"
AALT02



Brasserie
Wall Mounted Single Sconce
with Chicken Wire Glass
4 3/4" x 4 5/16" x 18"
BSLT01

Lighting



Compass
Wall Mounted Single Arm Sconce
with Glass Shade
6 11/16" x 8 5/16" x 14 1/16"
CMLT01



Derby
Wall Mounted Single Arm Small
Sconce with Metal Shade
7 3/8" x 9 5/8" x 10 3/4"
DYLTO0



Derby
Wall Mounted Single Large Hook
Arm Sconce with Metal Shade
8 7/8" x 15 1/4" x 13 7/8"
DYLTO1



Derby
Wall Mounted Single Straight Arm
Sconce with Metal Shade
8 7/8" x 17 7/16" x 16 7/16"
DYLTO2



Oriell II
Wall Mounted Single Arm Sconce
with Glass Shade
4 1/16" x 5" x 16 7/16"
WWLT36



Point Reyes
Wall Mounted Sconce
with Glass Diffuser
4 7/8" x 3 1/16" x 8"
POLTO1



R.W. Atlas
Wall Mounted Single Arm Sconce
with Glass Shade
5 1/2" x 6 11/16" x 7 5/8"
RWLTO3



R.W. Atlas
Wall Mounted Single Arm Sconce
with Metal Shade
5 1/2" x 6 11/16" x 7 5/8"
RWLTO4



Helio
Wall Mounted Single Arm Sconce
with Glass Shade
6" x 7 3/8" x 8 7/16"
HOLTO2



Henry
Wall Mounted Single Arm Sconce
with Glass Shade
6 13/16" x 7 7/8" x 15 1/2"
HNLT03



Montecito
Wall Mounted Single Arm Sconce
with Perforated Shade
5 5/16" x 7 3/8" x 12"
MTLTO1



Marlon
Wall Mounted Single Sconce
with Glass Shade
4" x 3 7/16" x 16 9/16"
MNLTO1



R.W. Atlas
Wall Mounted Double Arm Sconce
with Glass Shades
14 5/8" x 6 3/4" x 5"
RWLTO5



R.W. Atlas
Wall Mounted Double Arm Sconce
with Metal Shades
14 5/8" x 6 3/4" x 5"
RWLTO6



Torrey
Wall Mounted Sconce
with Glass Shade
6 7/16" x 3 1/2" x 12 3/8"
TOLTO1



Watt
Wall Mounted Single Arm Sconce
with Plain Glass Shade
5 5/8" x 6 7/8" x 13 3/8"
WLLTO1



Marlon
Wall Mounted Double Sconce
with Glass Shade
4" x 3 7/16" x 23 3/4"
MNLTO2



Navigator
Wall Mounted Single Arm Sconce
with Glass Shade
6 7/16" x 6 13/16" x 15 7/16"
NALTO1



Opus
Wall Mounted Single Sconce
with Glass Shade
4 7/16" x 3 1/2" x 13 5/8"
OPLTO1



Opus
Wall Mounted Double Sconce
with Glass Shade
4 7/16" x 3 1/2" x 25"
OPLTO2



Watt
Wall Mounted Single Arm Sconce
with Ribbed Glass Shade
5 1/2" x 6 7/16" x 13 3/8"
WLLTO2



Watt II
Wall Mounted Single Arm Sconce
with Glass Shade
4 5/16" x 5 5/8" x 10"
WLLTO5



QUARRY
SERVING BOARD

STRINGER
CHARCUTERIE BOARD

STRINGER
CUTTING BOARD

QUARRY
TRIVET

PRESCOTT
PITCHERS

CHAMBERLAIN
DECANTER

HARVEST
BAGUETTE BASKET

HARVEST
BASKETS

CHAMBERLAIN
SUGAR BOWL

CANYON DRIVE
ICE BUCKET

CHAMBERLAIN
SALT & PEPPER MILL

CANYON DRIVE
PEDESTAL

CHAMBERLAIN
CORKSCREW

FRASER
WINE CHILLER

HOBBS
BOWL & TRAY

STRINGER
LAZY SUSAN

FRASER
PLATTERS

CANYON DRIVE
TRIVET

CELLAR
DECANTER

ARAGON
BOWL & PLATTER

STELLE
BOWL

CELLAR
BOWL



DASH
CUTTING BOARDS

SECCO
LINENS

BRENTWOOD
ROLLING PIN

PESA
MIXING BOWLS

REAGENT
JARS

BRENTWOOD
CUTTING BOARD

PALM
PEDESTAL

WATERWORKS
CLOCHE & CANDLE

WATERWORKS
SOAPS

BRENTWOOD
SALT CELLAR

QUARTER
JARS

FORNO
BOWL & LOW DISH

PESA
NESTING BOWLS

FORNO
OLIVE OIL BOTTLE

PESA
UNTENSIL CANISTER

WATERWORKS
BRUSHES

Service & Support

Everything we do at Waterworks is focused on creating an outstanding experience for our clients, from great design to deep technical expertise.

Service Excellence

Shop our selection in-store, online or by phone. Our full-service experts provide knowledgeable, personalized and responsive care and will review all the details to ensure that your project flows smoothly and efficiently.

Design Specialists

A world-class experience is important to us. Whatever you require for your kitchen, from inspiration to installation, our design consultants stay uniquely focused on your needs, giving you access to a rich heritage of expertise like no other.

Technical Support

Our comprehensive support teams and technical documents offer professional designers and contractors the precise tools they need to specify, install and service our kitchen and bath products.



Showrooms

Scottsdale, AZ
2732 North 68th Street
Suite 7
480.946.2550

Los Angeles, CA
8431 Melrose Place
310.289.5211

San Francisco, CA
155 Rhode Island Street
415.431.7160

Denver, CO
601 S. Broadway, Suite X
303.282.6800

Greenwich, CT
23 West Putnam Avenue
203.869.7766

Georgetown, DC
3314 M Street NW
202.333.7180

Miami, FL
167 NE 39th Street
305.573.7593

Atlanta, GA
1 West Paces Ferry Rd
404.266.1080

Chicago, IL
222 Merchandise Mart Plaza
Suite 136
312.527.4668

Boston, MA
Boston Design Center
19 Drydock Avenue
617.951.2496

New York, NY
7 East 20th Steet
212.254.6025

New York, NY
215 East 58th Street
212.371.9266

New York, NY - Kitchen
979 3rd Avenue, Suite 134
Entrance on 59th Street
212.371.9266

Dallas, TX
1525 Hi Line Drive, Suite A
214.749.0465

London, UK
579-581 King's Road
SW6 2EH
+44 (0)207.384.4000

Hospitality & Multi-Unit Residential

Los Angeles, CA
Southern California
and Hawaii Region
310.612.8810

San Francisco, CA
Northern California Region
917.847.0905

Washington, DC
DC, Mid-Atlantic and South
203.333.7180

West Palm Beach, FL
Southeast and
Caribbean Region
561.373.3933

New York, NY
New York Metro
and Northeast Region
212.254.0023

London, UK
UK and International Region
+44 (0)207.384.4000

All Other Inquiries
waterworks.com/commercial
203.546.6196

Catalog

Direct Sales
800.899.6757

Outside Sales Consultants

Southampton, NY
Janet Calabrese
631.566.0980

Philadelphia, PA
Rick Mead
215.756.4205

Minneapolis, MN
Montaggio
612.333.6264

Partners

Calgary, AB
Canada
Empire Kitchen & Bath
403.214.1624

Birmingham, AL
Fixtures & Finishes
205.323.5616

Vancouver, BC
Canada
Cantu Bathrooms
& Hardware Ltd.
604.688.1252

Los Altos, CA
Cabochoch North
650.209.5097

La Jolla, CA
Cabochoch Tile & Stone
858.454.8798

Jacksonville, FL
Hollingsworth
904.396.3131

Jupiter, FL
Miller's Fine Hardware
561.746.4800

Tampa, FL
Hollingsworth
813.644.7202

West Palm Beach, FL
Miller's Fine Hardware
561.659.4417

Ketchum, ID
Rocky Mountain Hardware
208.726.2345

Lexington, KY
Willis Klein
859.254.1123

Los Cabos, BCS, MX
Piacere
+52 (624)172.6510

Louisville, KY
Willis Klein
502.244.7077

Bloomfield Hills, MI
Russell Hardware Company
248.644.0100

Harbor Springs, MI
Russell Hardware Company
231.526.8900

Minneapolis, MN
Montaggio
612.333.6264

St. Louis, MO
Immerse
314.375.1500

Charlotte, NC
Bird Decorative
Hardware & Bath
704.344.9955

Raleigh, NC
Bird Decorative
Hardware & Bath
919.833.5580

Wilmington, NC
Bird Decorative
Hardware & Bath
910.973.6293

Bedford Heights, OH
Edelman
216.591.0150

Columbus, OH
Carr Supply
614.252.7883

Westlake, OH
Edelman
440.808.0315

Oklahoma City, OK
Designer Hardware
By Faye
405.840.4231

Toronto, ON
Canada
Gingers
416.787.1787

Portland, OR
Chown Hardware
800.452.7634

Mexico City, MX
Piacere
+52 (55)5202.1408

Montreal, QC
Canada
Surfaces & Co.
514.524.3162

Charleston, SC
Bird Decorative
Hardware & Bath
843.577.5440

Hardeeville, SC
Savannah Surfaces
843.784.6060

Austin, TX
Alexander Marchant
512.462.1444

Olmos Park, TX
Alexander Marchant
210.320.2093

Salt Lake City, UT
Mountain Land Design
801.466.0990

Bellevue, WA
Chown Hardware
800.574.4312

Jackson, WY
Rocky Mountain Hardware
307.732.0078

Germany
Material + Konzept
Ottingenstrasse 30
80538 Munchen
+49 89 2323 9886 - 0

Waterworks is a registered trademark of Waterworks IP Company, LLC. While Waterworks uses reasonable efforts to include accurate and up-to-date information and photographs in the catalog and on the website, Waterworks makes no warranties or representations as to the accuracy of this information and these photographs. Waterworks assumes no liability or responsibility for any errors or omissions in the content or photographs in the catalog or on the website.

